



Woodbridge Town Housing Survey

619

Total Responses

619 Completed Responses

0 Partial Responses

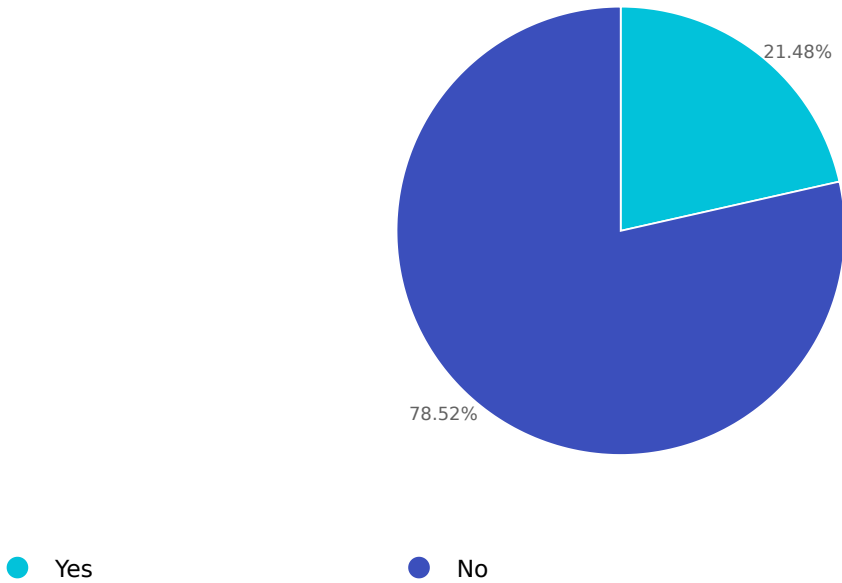
1556

Survey Visits

Q1

Did you watch the Public Informational Session on Housing Opportunities held on December 6th?

Answered: 610 Skipped: 9

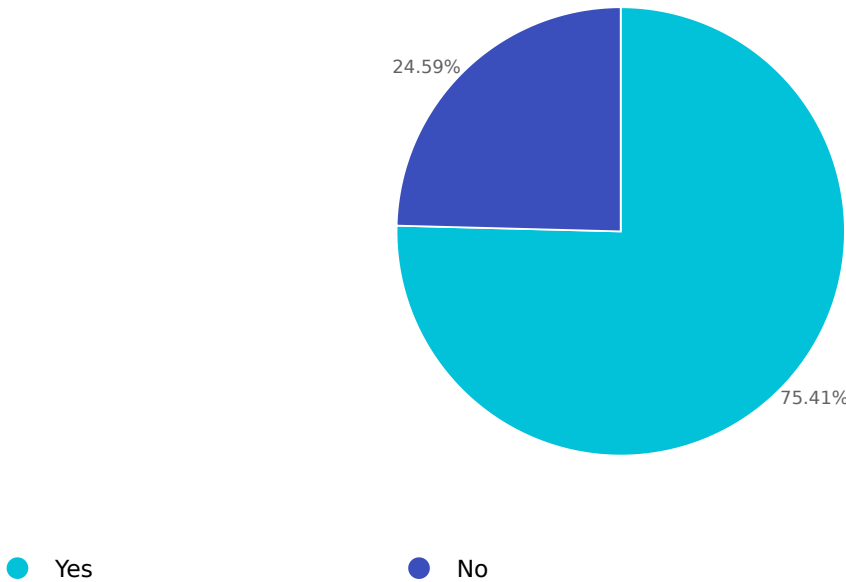


Choices	Response percent	Response count
Yes	21.48%	131
No	78.52%	479

Q2

Are you aware of Woodbridge's recent changes to the zoning regulations that promote more housing opportunities by lessening restrictions on accessory Dwelling Units, two-family, and multi-family housing?

Answered: 610 Skipped: 9

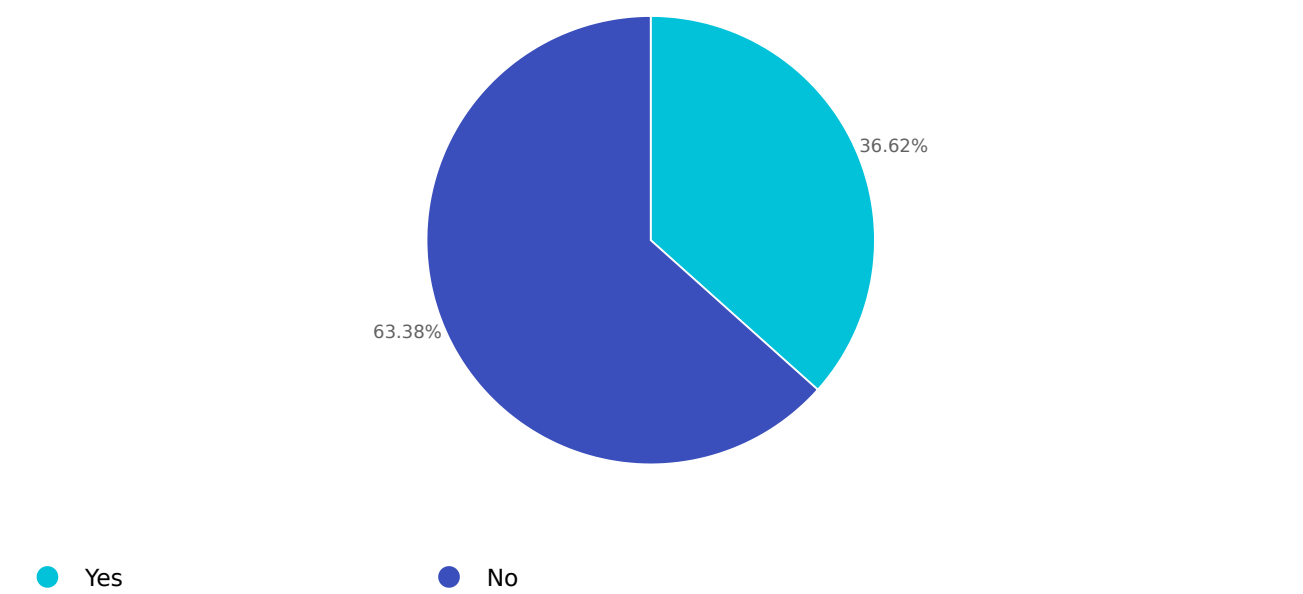


Choices	Response percent	Response count
Yes	75.41%	460
No	24.59%	150

Q3

Did you participate in last fall's regional housing plan survey by the South Central Regional Council of Governments?

Answered: 609 Skipped: 10

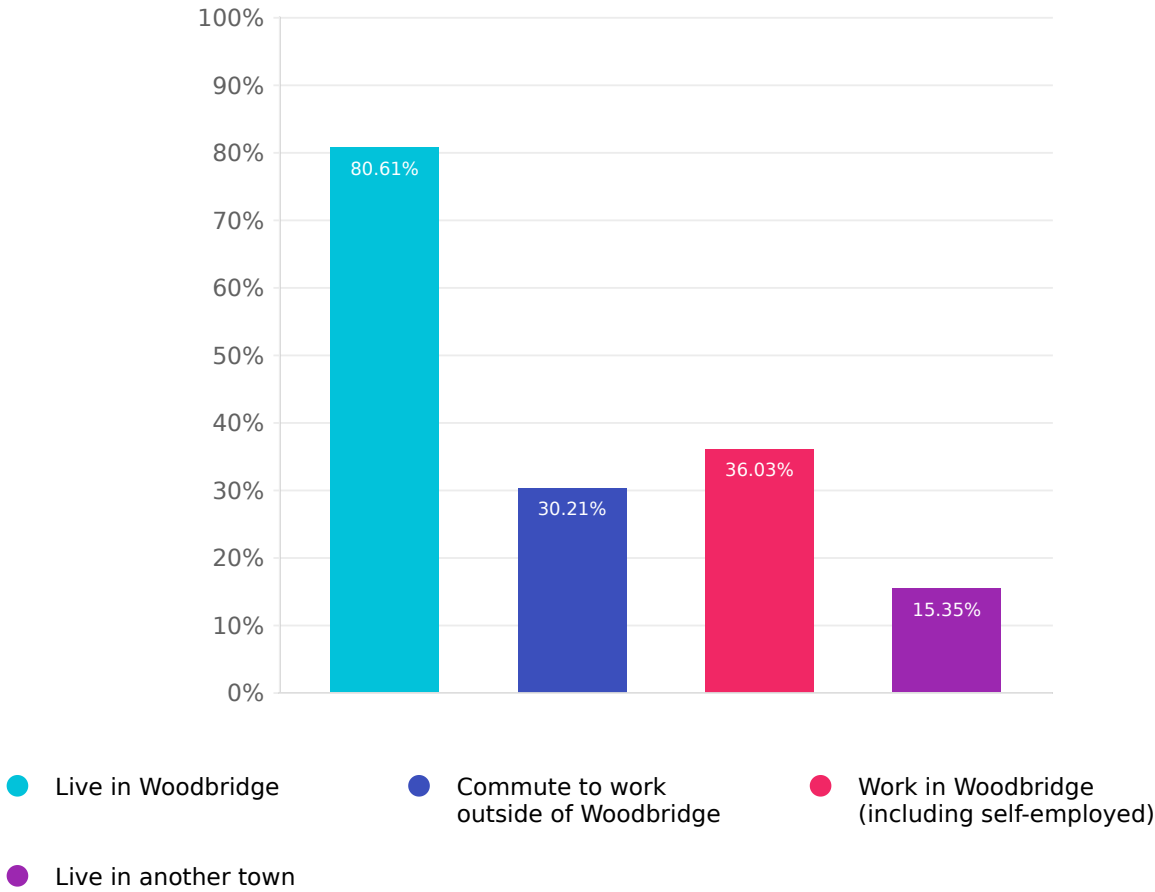


Choices	Response percent	Response count
Yes	36.62%	223
No	63.38%	386

Q4

Do you currently (Check all that apply):

Answered: 619 Skipped: 0

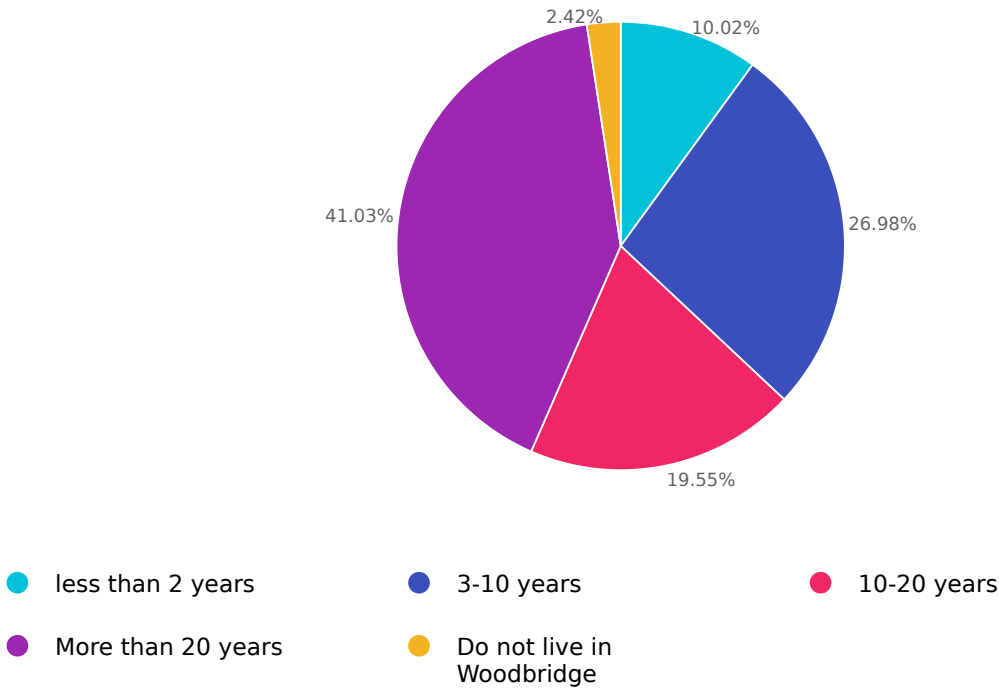


Choices	Response percent	Response count
Live in Woodbridge	80.61%	499
Commute to work outside of Woodbridge	30.21%	187
Work in Woodbridge (including self-employed)	36.03%	223
Live in another town	15.35%	95

Q5

How long have you lived and/or worked in Woodbridge?

Answered: 619 Skipped: 0

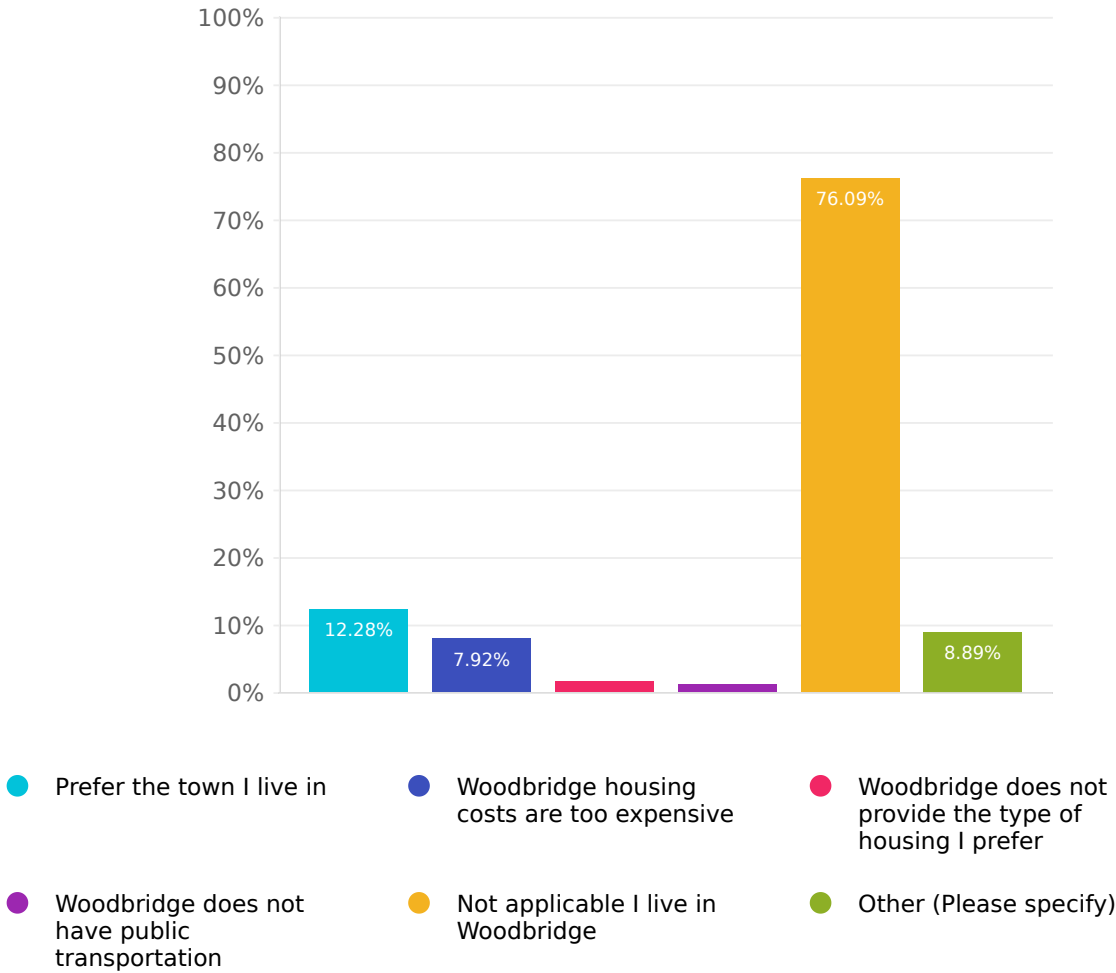


Choices	Response percent	Response count
less than 2 years	10.02%	62
3-10 years	26.98%	167
10-20 years	19.55%	121
More than 20 years	41.03%	254
Do not live in Woodbridge	2.42%	15

Q6

If you do not live in Woodbridge, please indicated why (Check all that apply):

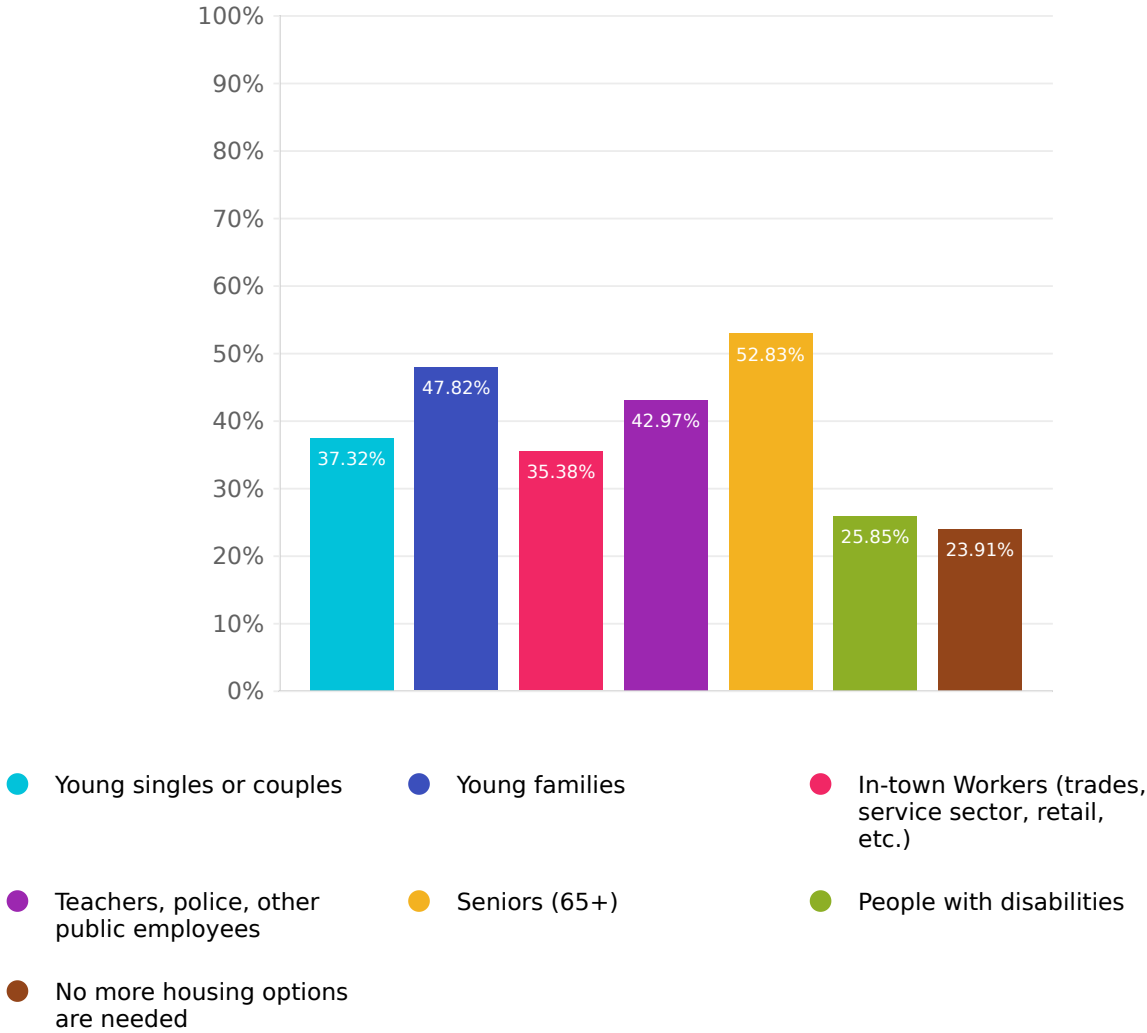
Answered: 619 Skipped: 0



Choices	Response percent	Response count
Prefer the town I live in	12.28%	76
Woodbridge housing costs are too expensive	7.92%	49
Woodbridge does not provide the type of housing I prefer	1.62%	10
Woodbridge does not have public transportation	1.13%	7
Not applicable I live in Woodbridge	76.09%	471
Other (Please specify)	8.89%	55

Which of the following groups do you think need additional housing options in Woodbridge? (Check all that apply)

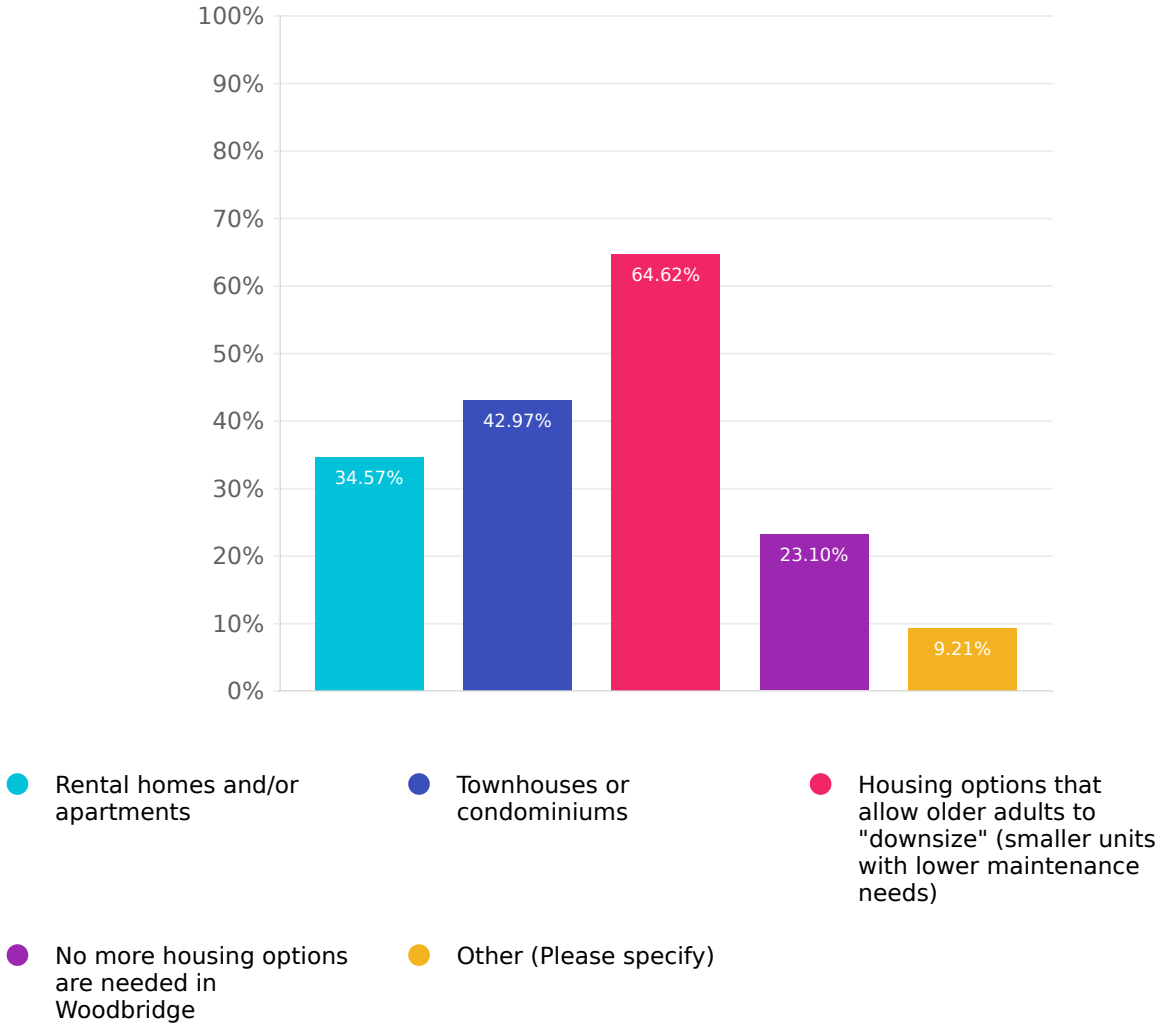
Answered: 619 Skipped: 0



Choices	Response percent	Response count
Young singles or couples	37.32%	231
Young families	47.82%	296
In-town Workers (trades, service sector, retail, etc.)	35.38%	219
Teachers, police, other public employees	42.97%	266
Seniors (65+)	52.83%	327
People with disabilities	25.85%	160
No more housing options are needed	23.91%	148

Which of the following affordable housing options could Woodbridge use more of? (Check all that apply)

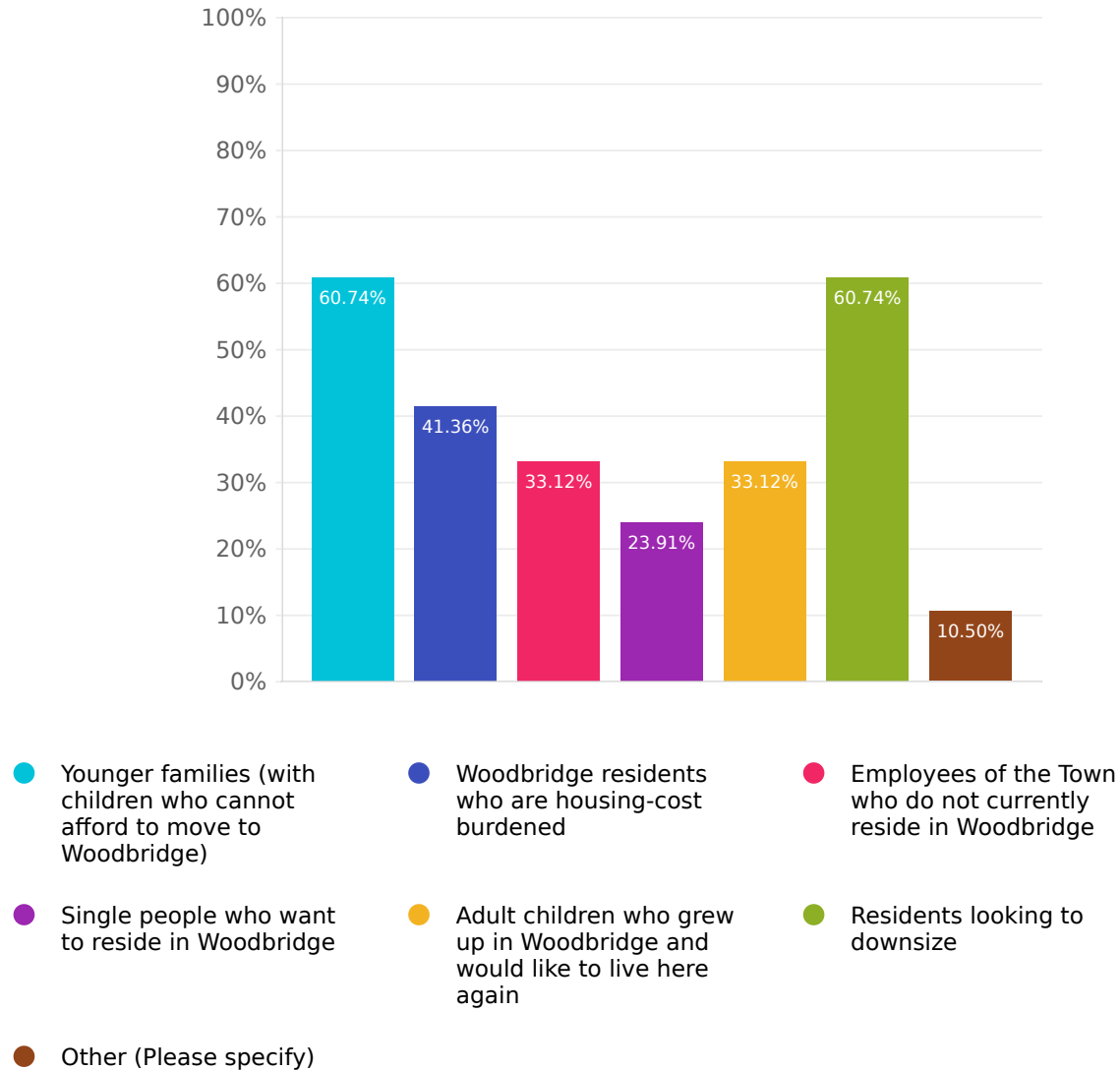
Answered: 619 Skipped: 0



Choices	Response percent	Response count
Rental homes and/or apartments	34.57%	214
Townhouses or condominiums	42.97%	266
Housing options that allow older adults to "downsize" (smaller units with lower maintenance needs)	64.62%	400
No more housing options are needed in Woodbridge	23.10%	143
Other (Please specify)	9.21%	57

In your opinion or experience, who would be most interested in housing that would be more affordable in Woodbridge? (Check all that apply)

Answered: 619 Skipped: 0



Choices	Response percent	Response count
Younger families (with children who cannot afford to move to Woodbridge)	60.74%	376
Woodbridge residents who are housing-cost burdened	41.36%	256
Employees of the Town who do not currently reside in Woodbridge	33.12%	205
Single people who want to reside in Woodbridge	23.91%	148
Adult children who grew up in Woodbridge and would like to live here again	33.12%	205
Residents looking to downsize	60.74%	376
Other (Please specify)	10.50%	65

What types of housing would you support to expand housing opportunities in Woodbridge? (Check all that apply)

Answered: 619 Skipped: 0

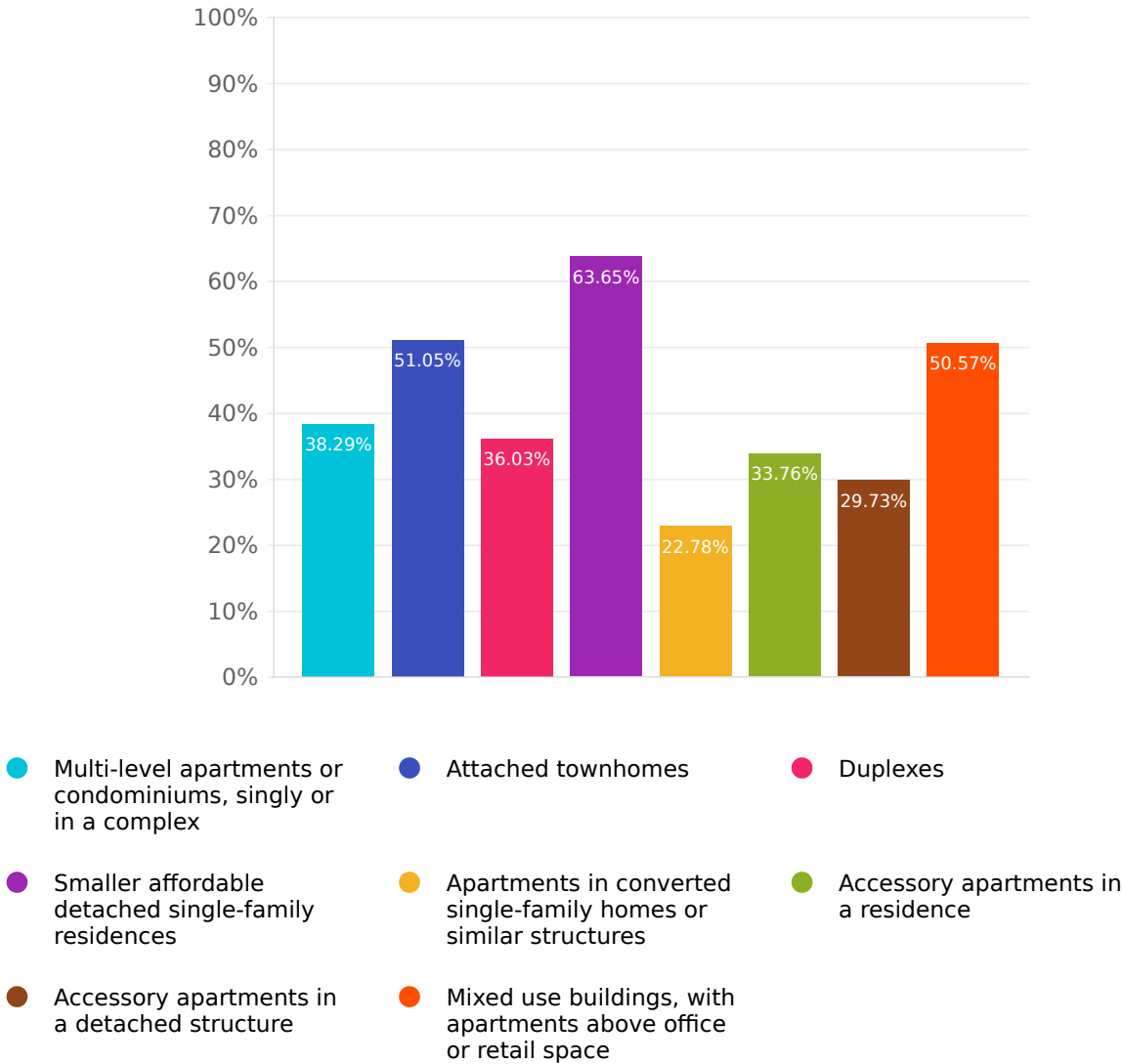








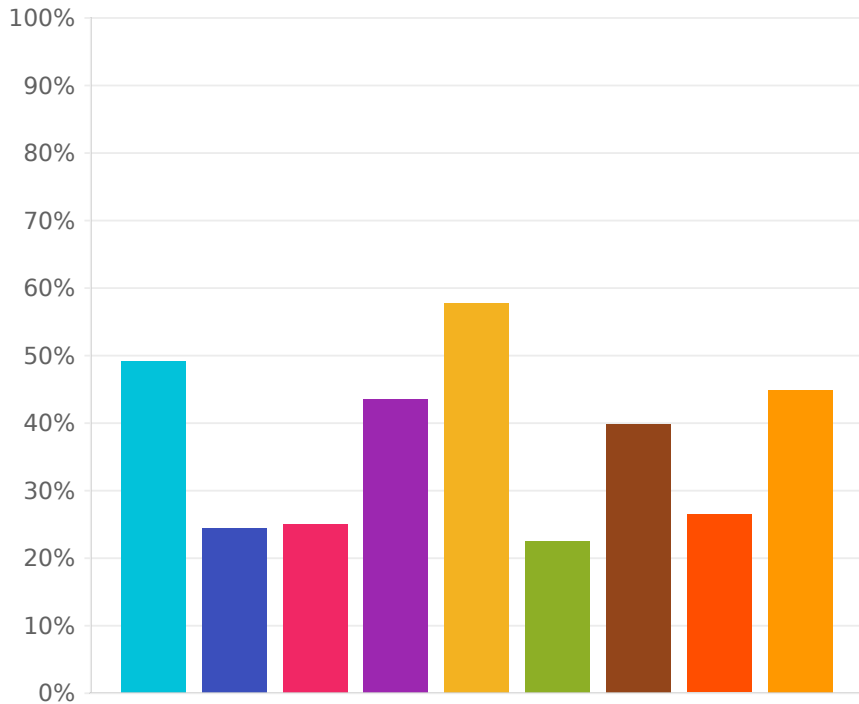


Image choice	Response percent	Response count
 Multi-level apartments or condominiums, singly or in a complex	38.29%	237
 Attached townhomes	51.05%	316
 Duplexes	36.03%	223
 Smaller affordable detached single-family residences	63.65%	394
 Apartments in converted single-family homes or similar structures	22.78%	141
 Accessory apartments in a residence	33.76%	209
 Accessory apartments in a detached structure	29.73%	184
 Mixed use buildings, with apartments above office or retail space	50.57%	313

Q11

To increase housing variety and opportunities, which of the following strategies would you support? (Check all that apply)

Answered: 619 Skipped: 0

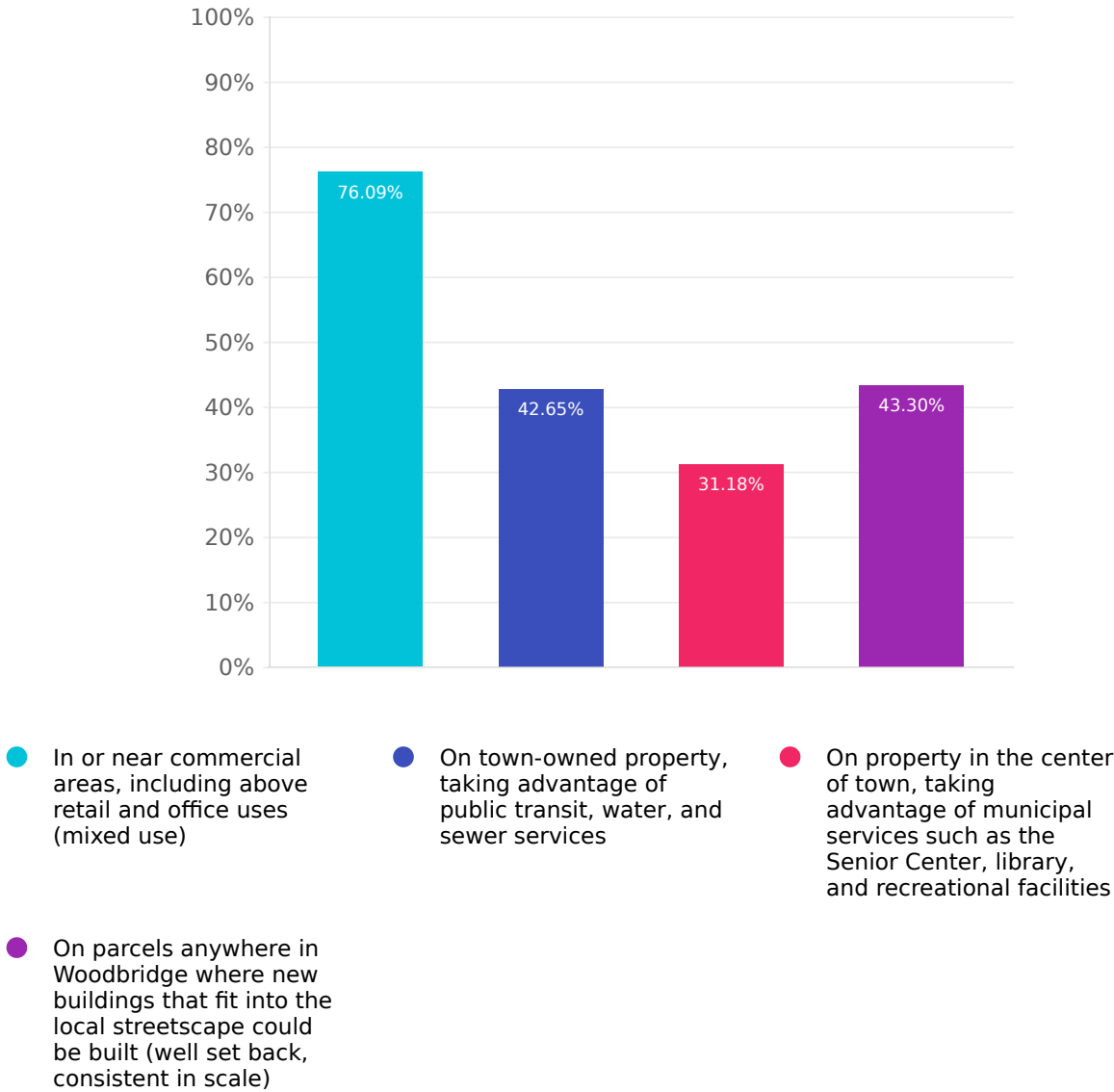


- Using existing buildings rather than new construction
- Converting larger houses into multiple units
- Stimulating creation of accessory apartments
- Building cluster housing and attached units to preserve open space
- Encouraging mixed use buildings, including the addition of apartments over offices and retail uses
- Providing incentives for homeowners or developers to reconfigure single-family residences into two-family residences
- Promoting the expansion of affordable housing by seeking ways to help qualifying households to purchase homes with CHFA and USDA mortgages
- Seeing ways to help qualifying households to rent housing in Town with rental assistance
- Expanding public sewer and water infrastructure to increase the viability of sites for housing while protecting watersheds

Choices	Response percent	Response count
Using existing buildings rather than new construction	49.11%	304
Converting larger houses into multiple units	24.39%	151
Stimulating creation of accessory apartments	24.88%	154
Building cluster housing and attached units to preserve open space	43.46%	269
Encouraging mixed use buildings, including the addition of apartments over offices and retail uses	57.67%	357
Providing incentives for homeowners or developers to reconfigure single-family residences into two-family residences	22.46%	139
Promoting the expansion of affordable housing by seeking ways to help qualifying households to purchase homes with CHFA and USDA mortgages	39.74%	246
Seeing ways to help qualifying households to rent housing in Town with rental assistance	26.33%	163
Expanding public sewer and water infrastructure to increase the viability of sites for housing while protecting watersheds	44.75%	277

Where in Woodbridge would you recommend new affordable and/or multifamily housing be built (Check all that apply)

Answered: 619 Skipped: 0

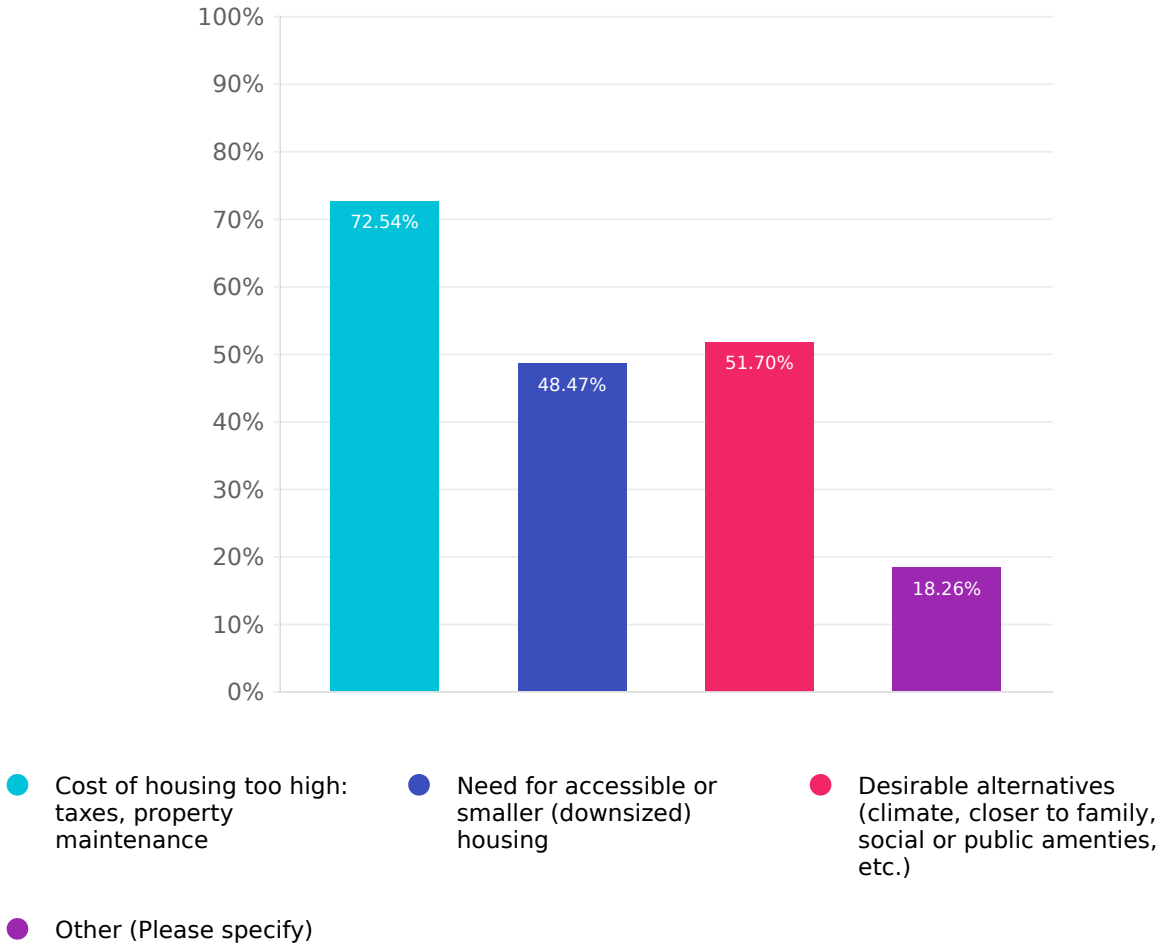


Choices	Response percent	Response count
In or near commercial areas, including above retail and office uses (mixed use)	76.09%	471
On town-owned property, taking advantage of public transit, water, and sewer services	42.65%	264
On property in the center of town, taking advantage of municipal services such as the Senior Center, library, and recreational facilities	31.18%	193
On parcels anywhere in Woodbridge where new buildings that fit into the local streetscape could be built (well set back, consistent in scale)	43.30%	268

Q13

Why do you think people move out of Woodbridge? (Check all that apply)

Answered: 619 Skipped: 0

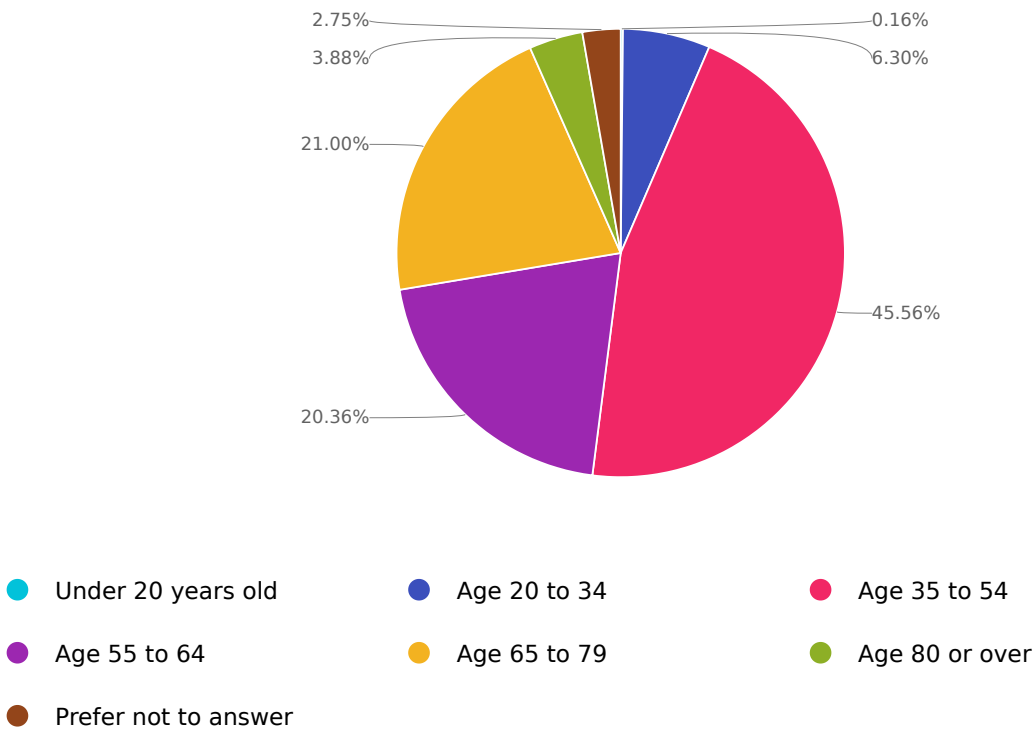


Choices	Response percent	Response count
Cost of housing too high: taxes, property maintenance	72.54%	449
Need for accessible or smaller (downsized) housing	48.47%	300
Desirable alternatives (climate, closer to family, social or public amenties, etc.)	51.70%	320
Other (Please specify)	18.26%	113

Q14

What age group are you part of?

Answered: 619 Skipped: 0

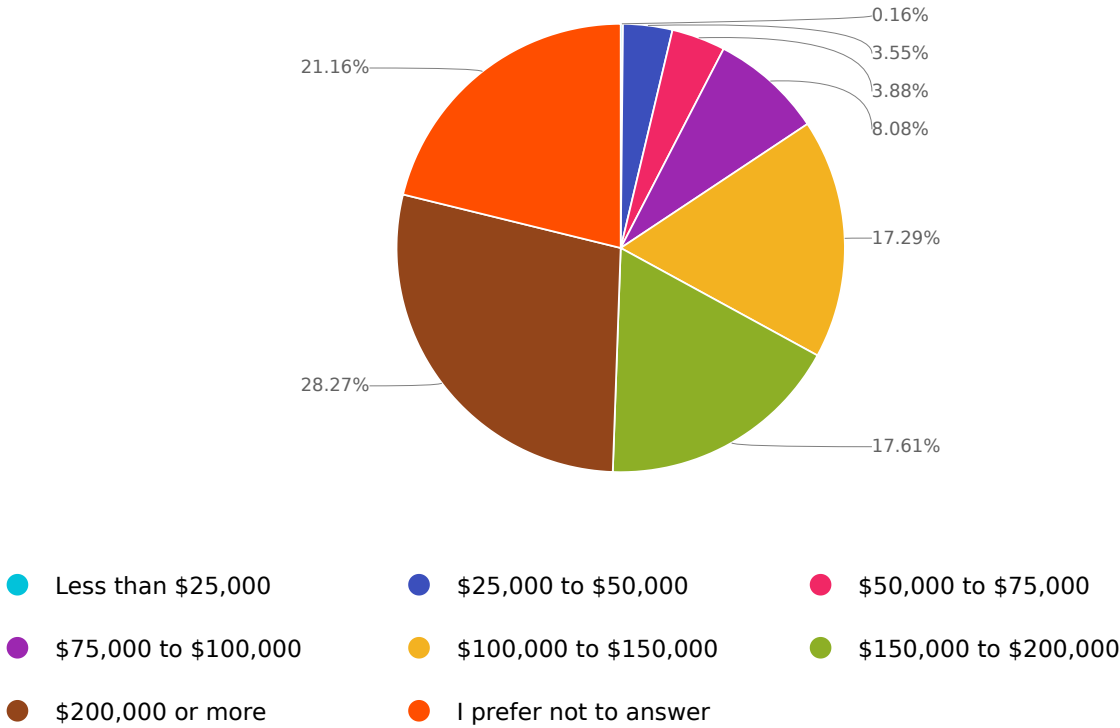


Choices	Response percent	Response count
Under 20 years old	0.16%	1
Age 20 to 34	6.30%	39
Age 35 to 54	45.56%	282
Age 55 to 64	20.36%	126
Age 65 to 79	21.00%	130
Age 80 or over	3.88%	24
Prefer not to answer	2.75%	17

Q15

What is your total household income per year?

Answered: 619 Skipped: 0



Choices	Response percent	Response count
Less than \$25,000	0.16%	1
\$25,000 to \$50,000	3.55%	22
\$50,000 to \$75,000	3.88%	24
\$75,000 to \$100,000	8.08%	50
\$100,000 to \$150,000	17.29%	107
\$150,000 to \$200,000	17.61%	109
\$200,000 or more	28.27%	175
I prefer not to answer	21.16%	131

Q16

If you have additional thoughts about housing opportunities and/or affordable housing Woodbridge, please share them here

Answered: 259 Skipped: 360
